

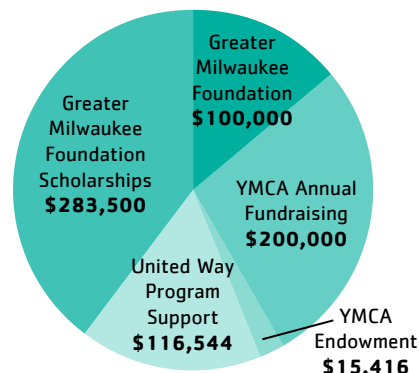
SPONSOR-A-SCHOLAR – AT A GLANCE

ISSUE/CHALLENGE: Beginning in elementary school, Milwaukee students already begin falling behind their Wisconsin peers. By 10th grade, a time when teens should begin focusing on college, only 34% are proficient in reading. As seniors, only 67% end up graduating from high school.

Y RESPONSE: Offers the only pre-college program in Milwaukee that provides continuous support to students in high school and throughout college.

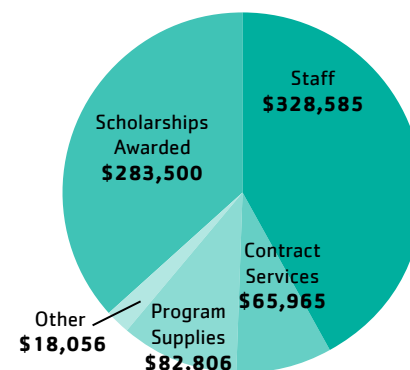
IMPACT/BENEFIT: Disadvantaged students learn to succeed in high school, enroll in college and earn a diploma in greater numbers than their peers locally and nationally. SAS provides: academic and social support, community resources, personal and social responsibility opportunities, PSE financial resources, and a peer support network.

SPONSOR-A-SCHOLAR 2011 FUNDING PLAN



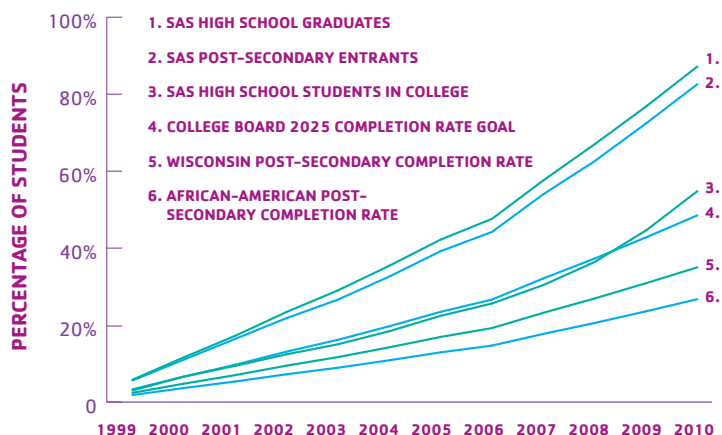
Total Annual Direct Revenue: \$715,460

SPONSOR-A-SCHOLAR 2011 EXPENSE PLAN



Total Annual Direct Expense: \$778,912

SAS RESULTS:



OUTCOMES:

98.9% of SAS students graduate from high school

- SAS graduation rate outperforms Milwaukee Public Schools (MPS) by 31%;
- MPS graduation rate is 67%

94.7% of SAS high school graduates enter Post-Secondary Education

- SAS outperforms the state of Wisconsin entrance rate into post-secondary education by nearly 45%; Wisconsin entrance rate is 50%

52.8% of SAS students complete Post-Secondary Education

- SAS is on track with the College Board national goal of a 55% graduation completion rate by 2025
- SAS outperforms by 11% the national average estimate of 41.6% for all populations
- SAS outperforms by 22% the national average estimate of 30.3% for African Americans
- SAS outperforms by 33% the national average estimate of 19.8% for Hispanics

34 SAS students have matriculated to Graduate School

- 15 SAS students have achieved Graduate degrees

RETURN:

SAS average eight year cost per child (high school through college)..... \$11,800

MPS average four year cost per child (high school)..... \$52,000

Economic Impact:
Additional Lifetime Income of a College graduate¹: \$1.17 million

¹ According to U.S. Census Bureau statistics from 2007, the mean high school graduate income was \$31,286, roughly \$26,000 less than the \$51,181 earned by college graduates. Over the course of a 45-year working life, that amounts to \$1.17 million.

YOUTH DEVELOPMENT: NURTURING THE POTENTIAL OF EVERY CHILD AND TEEN. Through the YMCA of Metropolitan Milwaukee, more than 32,000 youth today are cultivating the values, skills and relationships that lead to positive behaviors, better health and educational achievement. Through Y mentoring programs, such as Sponsor-A-Scholar and Black Achievers, approximately 500 Milwaukee youth prepare for college, develop leadership skills and set lifelong educational and career goals. The mentoring programs' graduation rates are an astonishing 98.9%, with 97% of those graduates enrolling in post-secondary education.

